



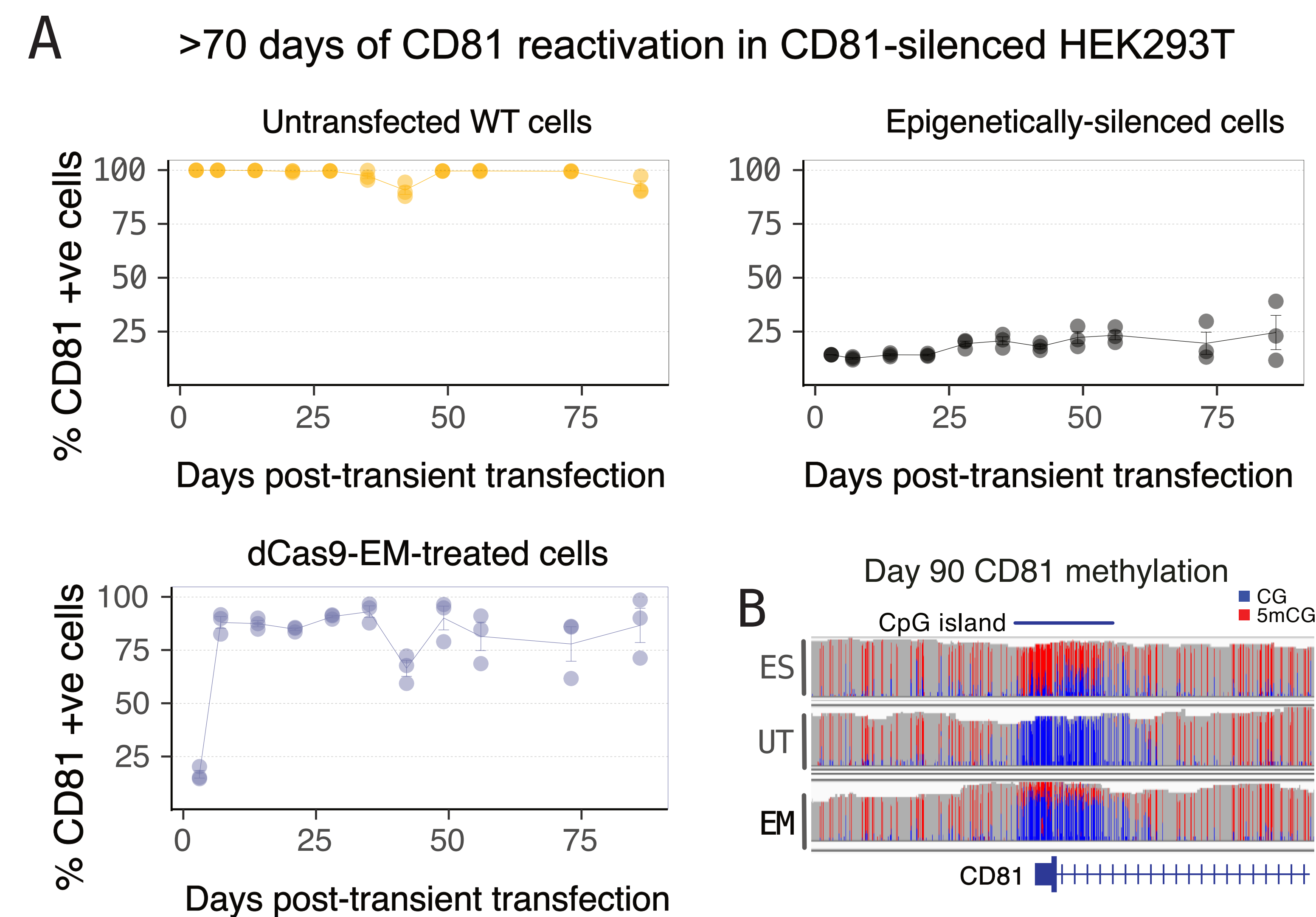
### Abstract

DNA demethylation, mediated by enzymes such as TET family members, has shown promise in de-repressing silenced genes, however two major challenges remain: (1) the large size of current DNA demethylation editors, which precludes their delivery via adeno-associated viruses (AAVs), and (2) the variability in gene activation across distinct chromatin states and transcriptional contexts.

To address these limitations, we developed a new class of compact, AAV-deliverable DNA demethylating enzymes, termed "miniTETs," which are 33% smaller than conventional catalytic domains. These miniTETs (epigenetic modulators, EMs) can be co-packaged with guide RNAs and tissue-specific promoters into a single AAV vector, facilitating efficient *in vivo* delivery. We demonstrate that dCas9-miniTET variants are capable of stable reactivation of silenced loci *in vitro*, with sustained target gene expression observed for up to 100 days in HEK293T cells following transient transfection. Additionally, we engineered an ultra-compact dCas variant, dCasONYX (<500 amino acids), and showed that a fusion to miniTET EM domain is highly active in human cells, and capable of epigenetically reactivating a silenced locus. Remarkably, dCas-miniTET fusions with transcriptional activators yielded synergistic reactivation of a silenced synthetic reporter gene, with stable expression maintained for 30 days post-transfection.

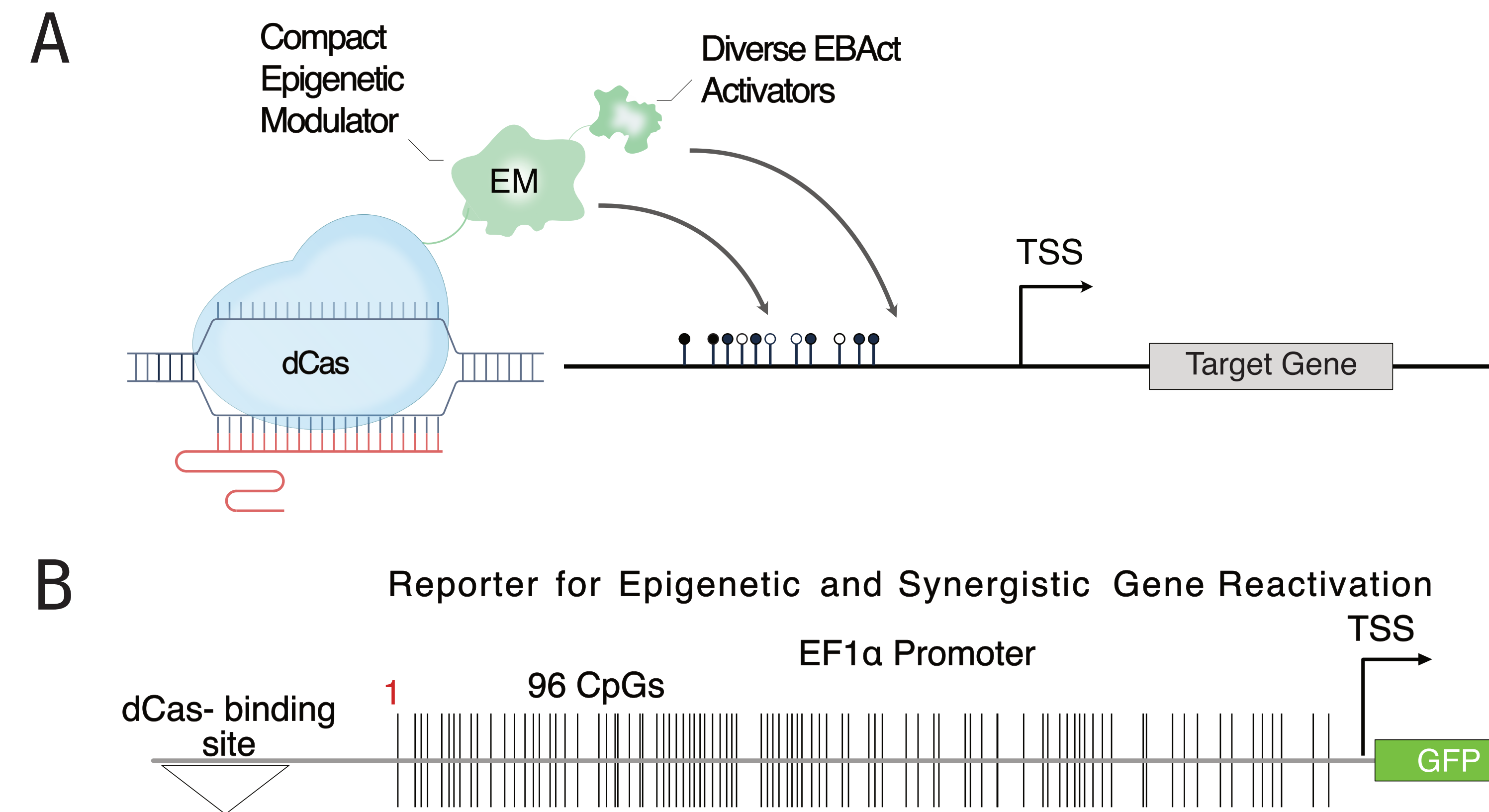
These findings provide a foundation for the next generation of CRISPR-based tools for epigenetic gene activation, tailored for therapeutic applications. Our work establishes a robust platform for precise, durable, and tissue-specific control of gene expression *in vivo*.

### Compact, potent DNA Demethylase durably reactivates silenced genes



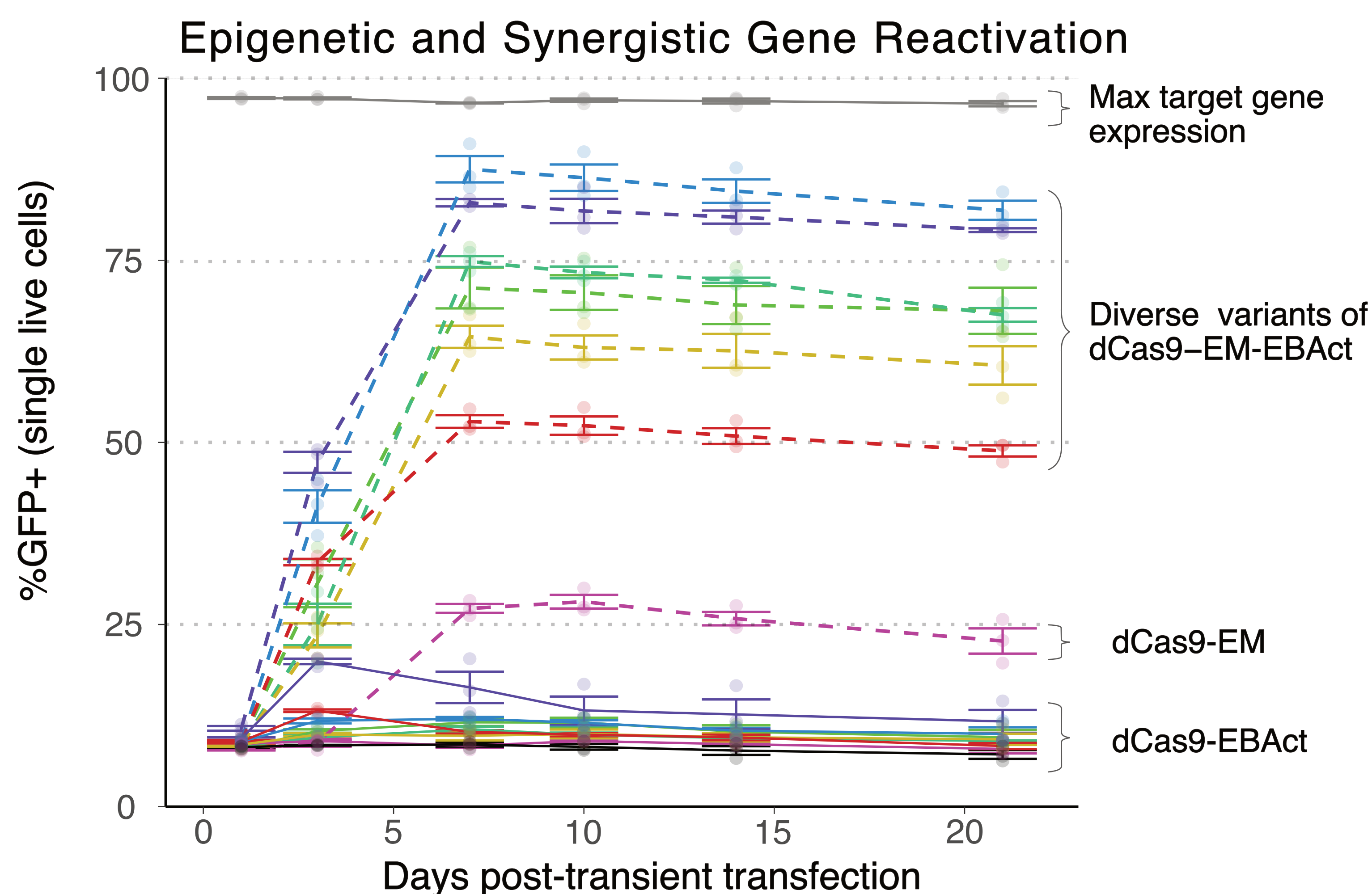
**Figure 1. A.** The ability to reactivate epigenetically silent loci is a critical to fulfilling the therapeutic potential of programmable epigenetic gene regulation. We have used rational protein engineering to generate a novel miniTET epigenetic modulator for gene reactivation (EM). We show that upon transient delivery to HEK293T cells in which the CD81 gene has been previously silenced, a dCas9-EM construct is able to reactivate CD81 to near 100%. This activation is sustained through >75 days (~150 cell divisions). **B.** Long-read sequencing analysis of CpG methylation status upstream of CD81. Data represent a single time-point of analysis 90 days post-transient transfection of the indicated constructs. Epigenetically silenced cells (ES) show robust targeted CpG methylation that is reversed by the engineered compact epigenetic modulator EM. Untransfected cell were assessed for comparison (UT).

### Synergistic Gene Activation Assay



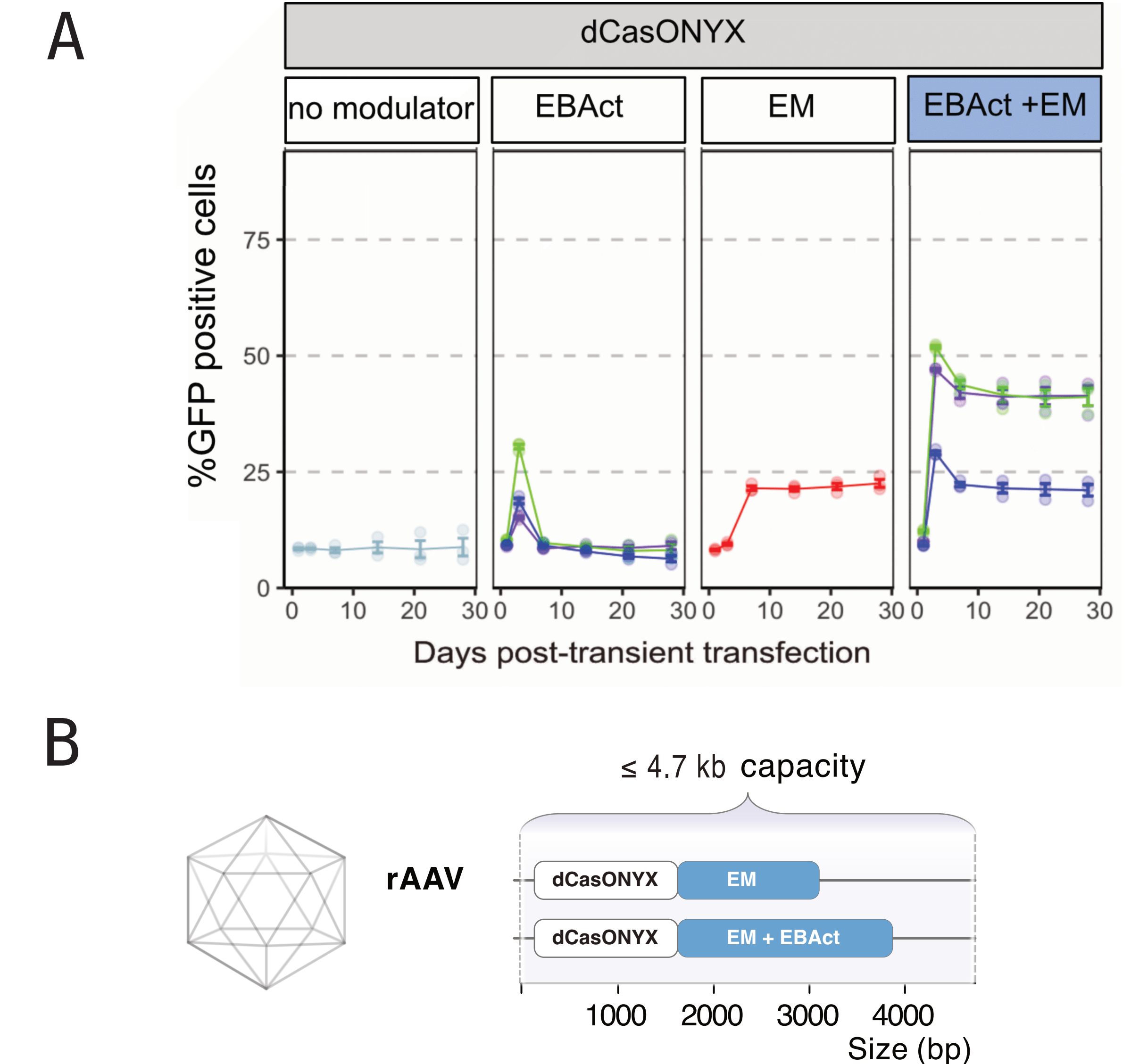
**Figure 2. A.** Schematic representation of the recruitment of a dCas fused to Epicrispr Bio's Epigenetic Modulators (dCas-EM) and one of various Epicrispr Bio Activators (EBAct, previously presented). EBActs are capable of activating endogenous human genes to different levels, and in different chromatin contexts. A subset of these activators can induce durable, mitotically stable target gene activation. **B.** A synthetic reporter was designed and genetically encoded within HEK293T cells to allow the study of gene reactivation potential of the Synergistic Epigenetic Gene Activation system. A dCas binding site was cloned upstream of the EF1 $\alpha$  promoter. Vertical lines indicate individual CpG residues contained within the EF1 $\alpha$  promoter fragment, numbering 96 in total. This dCas binding site and promoter arrangement were in turn cloned upstream of the GFP fluorescent reporter gene and stably integrated into HEK293T cells. This reporter was first silenced epigenetically via CpG methylation in the reporter cell line.

### Synergistic Gene Activation by diverse Demethylase-Activators



**Figure 3.** We introduced multiple dCas9-EM-EBAct variants into HEK293T cells into which the EF1 $\alpha$ -GFP reporter had been demonstrably silenced. Shown in this panel are the resultant levels of GFP fluorescence detected up to 28 days post transient delivery by transfection of the indicated constructs. Of note, we observed discrete and significant synergistic activation for all combinatorial constructs as compared to dCas9-EM or dCas9-EBAct variants alone.

### An AAV-deliverable Demethylase-Activator



**Figure 4. A.** Synergistic activation of reporter gene expression with compact dCasONYX-EM and dCasONYX-EBAct + EM fusions. Note that EBAct + EM fusions induce durable and greater than additive levels of gene expression. **B** A schematic showing an idealized AAV payload showing that dCasONYX-EM and dCasONYX-EM-EBAct are compact enough for single AAV delivery.

### Conclusions

At Epicrispr Bio we have focused on the generation of reagents and tools to enable the precise and programmable regulation of target genes. Previously, we have been able to demonstrate therapeutically-relevant target gene suppression (e.g by targeting DUX4 in FSHD).

Here, we report the engineering of compact and active DNA demethylase domains, with the potential to be delivered via AAV. This overcomes a major limitation in epigenetic gene activation. We further expanded the repertoire of gene activation tools we have previously discovered by rationally combining our compact gene activators with these new engineered compact DNA demethylase domains. These Demethylase-Activator combinations display robust synergistic gene activation activity. These platform developments open up the possibilities for therapeutic applications *ex vivo* and *in vivo*.

### Contact and References

1. A Adhikari *et al.*, EPI-321: a potential cure for Facioscapulohumeral Muscular Dystrophy (FSHD) targeting D4Z4 epigenome. ESGCT 2023 Abstract P605.
2. G Carosso *et al.*, Discovery of hypercompact epigenetic modulators for persistent CRISPR-mediated gene activation. bioRxiv 2023.
3. M R Silvis *et al.*, Design and characterization of compact and precise Cas molecules for treating diseases in patients. ESGCT 2023 Abstract P633.
4. S R McCutcheon *et al.*, Epigenome editing technologies for discovery and medicine. Nature Biotechnology 2024.

**Poster contact:** Dan Hart (dan.hart@epic-bio.com);

**Business inquiry:** Benson Cheng (benson.cheng@epic-bio.com);

**Media Contact:** Kimberly Ha (kimberly.ha@epic-bio.com)